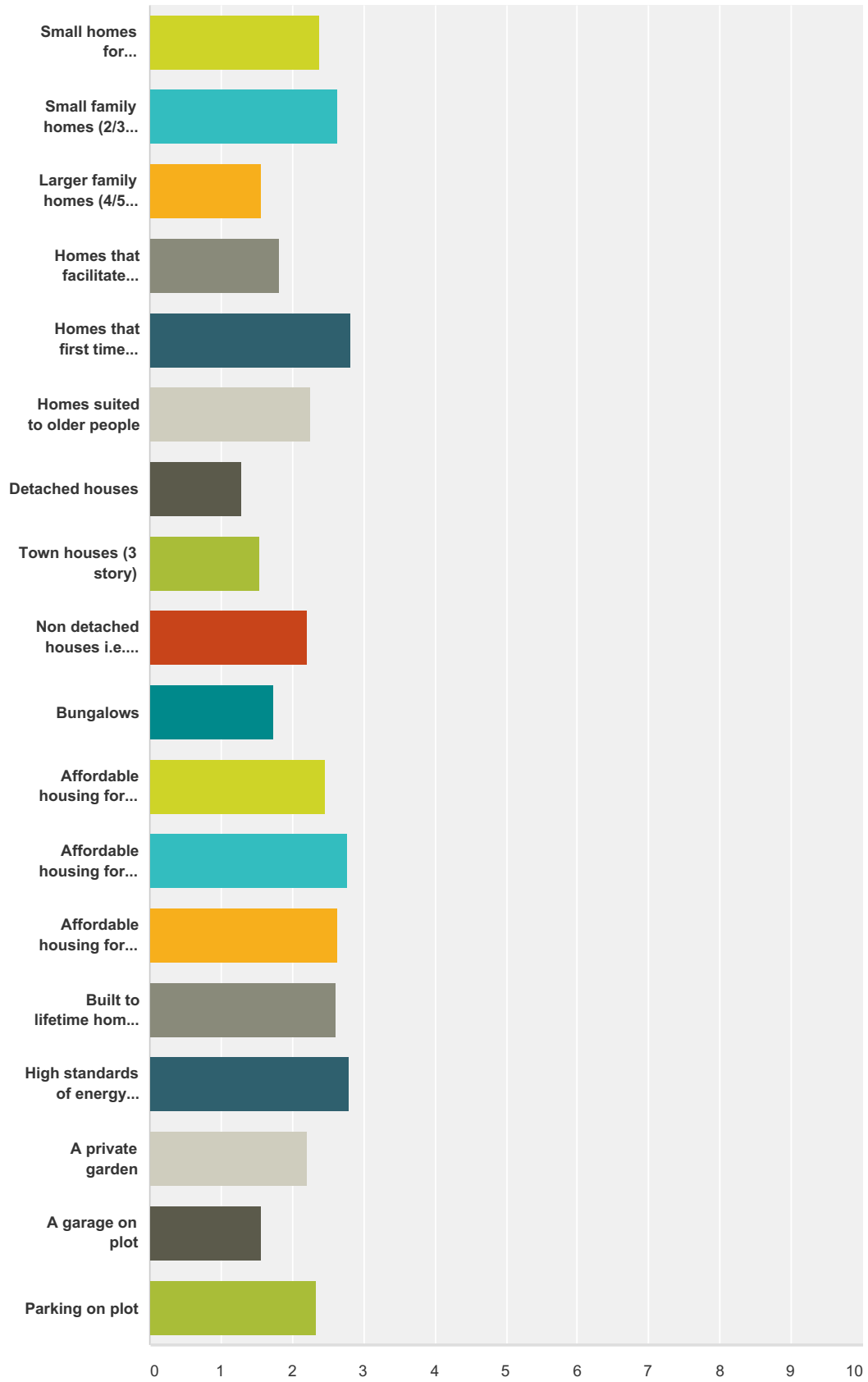


Q1 If new homes were to be built in Totnes in the future, which types would you consider a priority and what features should they have:

Answered: 607 Skipped: 25

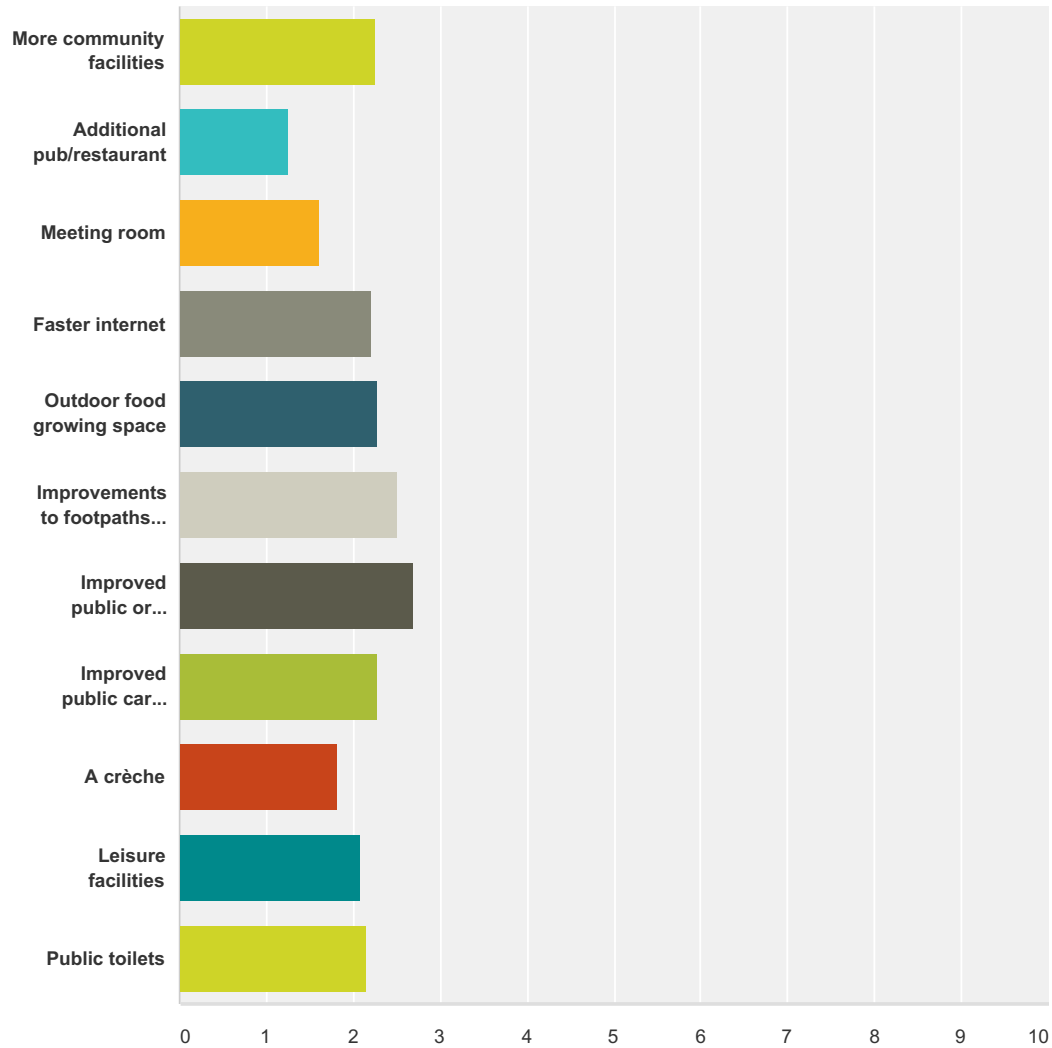


	Low priority	Medium priority	High priority	Total	Weighted Average
Small homes for singles/couples	14.29% 75	33.33% 175	52.38% 275	525	2.38

Small family homes (2/3 bedroom)	5.50% 29	25.81% 136	68.69% 362	527	2.63
Larger family homes (4/5 bedroom)	55.65% 271	32.03% 156	12.32% 60	487	1.57
Homes that facilitate working from home	38.05% 183	41.58% 200	20.37% 98	481	1.82
Homes that first time buyers can afford	3.72% 21	11.15% 63	85.13% 481	565	2.81
Homes suited to older people	17.18% 89	39.77% 206	43.05% 223	518	2.26
Detached houses	75.63% 360	18.70% 89	5.67% 27	476	1.30
Town houses (3 story)	53.53% 258	37.76% 182	8.71% 42	482	1.55
Non detached houses i.e. Semis or terraced	14.34% 71	49.49% 245	36.16% 179	495	2.22
Bungalows	45.42% 223	35.44% 174	19.14% 94	491	1.74
Affordable housing for older people	12.38% 67	28.65% 155	58.96% 319	541	2.47
Affordable housing for families	3.24% 18	15.11% 84	81.65% 454	556	2.78
Affordable housing for single people/couples	5.76% 31	24.72% 133	69.52% 374	538	2.64
Built to lifetime homes standard	7.85% 39	22.74% 113	69.42% 345	497	2.62
High standards of energy efficiency	4.06% 23	12.87% 73	83.07% 471	567	2.79
A private garden	16.12% 84	45.68% 238	38.20% 199	521	2.22
A garage on plot	57.57% 289	27.69% 139	14.74% 74	502	1.57
Parking on plot	18.72% 102	29.91% 163	51.38% 280	545	2.33

Q2 We have received many suggestions for including additional amenities. Some may not be feasible. What priority should each have? Please ✓ the priority or leave blank if you don't support.

Answered: 598 Skipped: 34



	Low priority	Medium priority	High priority	Total	Weighted Average
More community facilities	15.58% 74	43.16% 205	41.26% 196	475	2.26
Additional pub/restaurant	79.46% 147	15.14% 28	5.41% 10	185	1.26
Meeting room	49.89% 222	38.88% 173	11.24% 50	445	1.61
Faster internet	23.06% 110	31.87% 152	45.07% 215	477	2.22

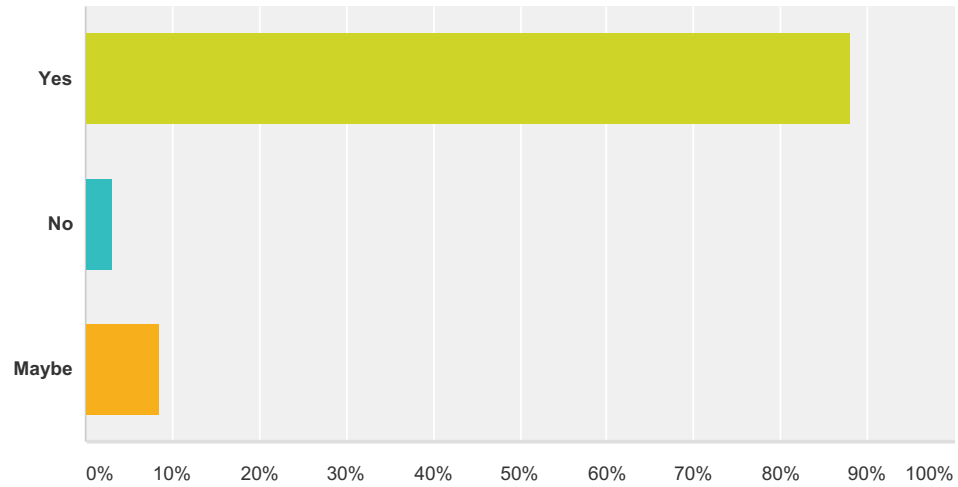
Outdoor food growing space	19.72% 97	32.93% 162	47.36% 233	492	2.28
Improvements to footpaths and cycle ways within the parish	11.52% 62	26.95% 145	61.52% 331	538	2.50
Improved public or community transport	3.27% 18	23.45% 129	73.27% 403	550	2.70
Improved public car parking	20.51% 104	31.76% 161	47.73% 242	507	2.27
A crèche	34.87% 151	48.50% 210	16.63% 72	433	1.82
Leisure facilities	19.32% 34	53.41% 94	27.27% 48	176	2.08
Public toilets	21.07% 106	41.75% 210	37.18% 187	503	2.16

Q3 Please say more about things you consider a high priority. For example specifically how can public transport be improved? Community uses? Footpaths connecting what to where?

Answered: 395 Skipped: 237

Q4 The Neighbourhood Plan in Totnes should prioritise community-led, brown-field site development and the development of quality housing at prices that local people can truly afford.

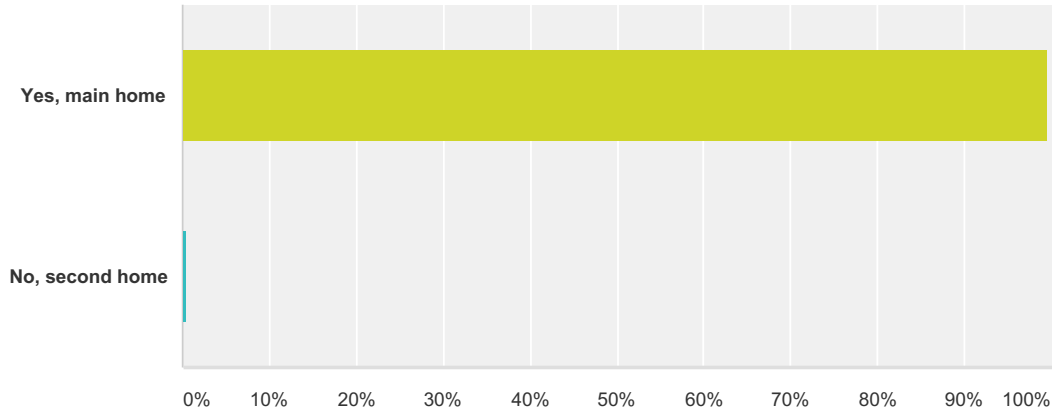
Answered: 591 Skipped: 41



Answer Choices	Responses
Yes	88.16% 521
No	3.21% 19
Maybe	8.63% 51
Total	591

Q5 Is this your main home? (PRINTED: 1)

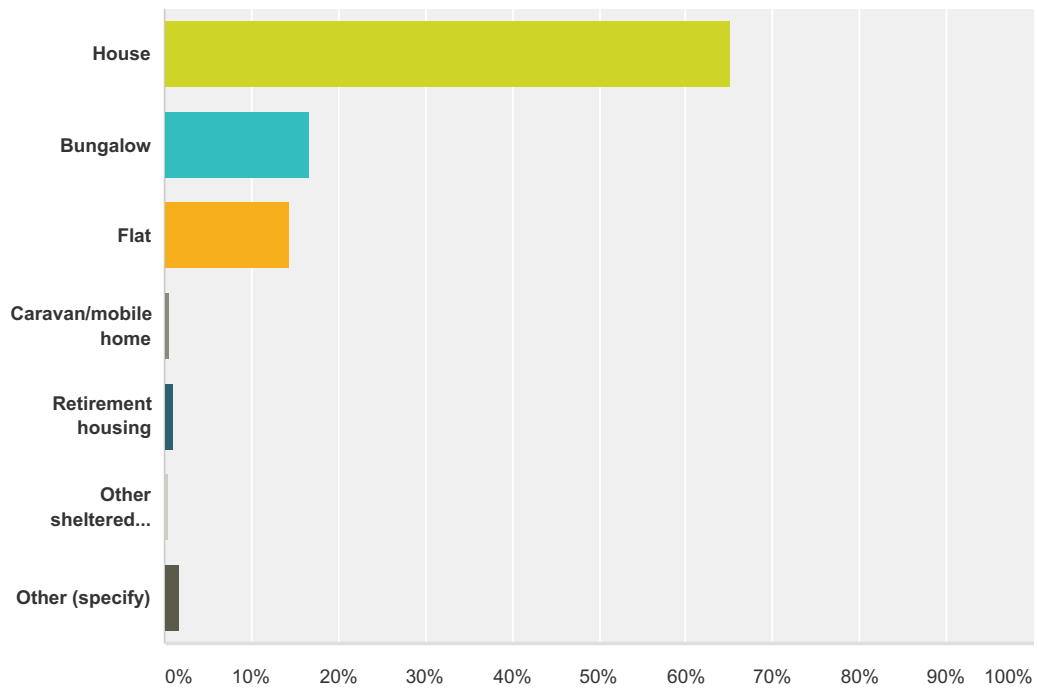
Answered: 588 Skipped: 44



Answer Choices	Responses
Yes, main home	99.49% 585
No, second home	0.51% 3
Total	588

Q6 How would you describe your home? (PRINTED: 2)

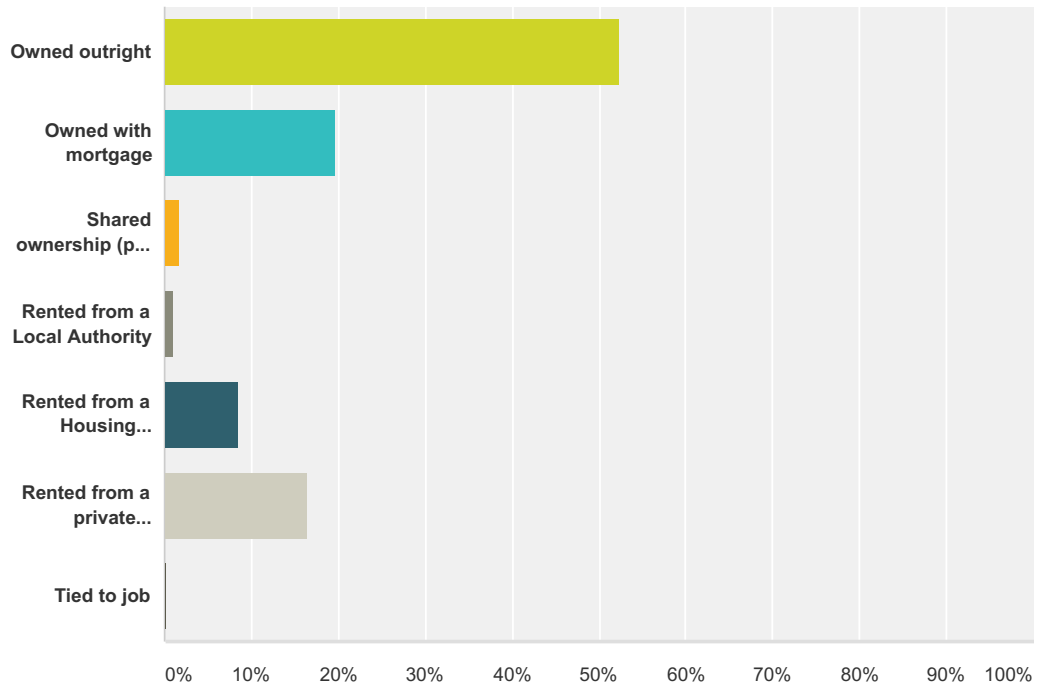
Answered: 573 Skipped: 59



Answer Choices	Responses	Count
House	65.10%	373
Bungalow	16.75%	96
Flat	14.49%	83
Caravan/mobile home	0.52%	3
Retirement housing	1.05%	6
Other sheltered housing	0.35%	2
Other (specify)	1.75%	10
Total		573

Q7 Is your home: (PRINTED: 3)

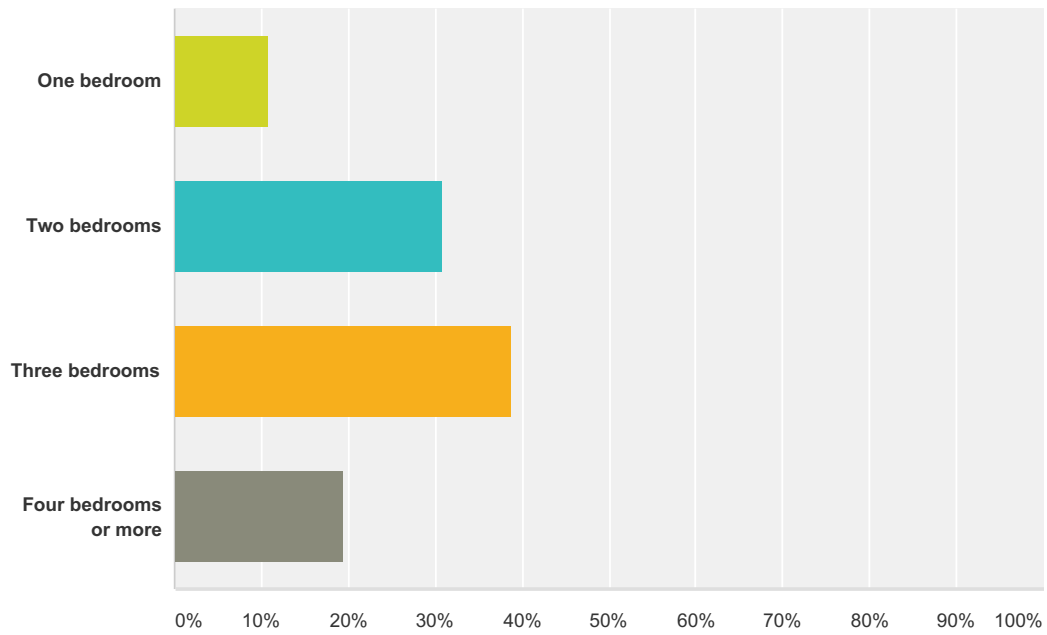
Answered: 572 Skipped: 60



Answer Choices	Responses
Owned outright	52.45% 300
Owned with mortgage	19.58% 112
Shared ownership (part owned/part rented)	1.75% 10
Rented from a Local Authority	1.05% 6
Rented from a Housing Association	8.57% 49
Rented from a private landlord	16.43% 94
Tied to job	0.17% 1
Total	572

Q8 How many bedrooms does your home have? (Tick one box only) (PRINTED: 4)

Answered: 578 Skipped: 54



Answer Choices	Responses	
One bedroom	10.90%	63
Two bedrooms	30.97%	179
Three bedrooms	38.75%	224
Four bedrooms or more	19.38%	112
Total		578

**Q9 How many people live in this house?
(PRINTED: 5)**

Answered: 194 Skipped: 438

Q10 How many people in this household are male? (PRINTED: 6)

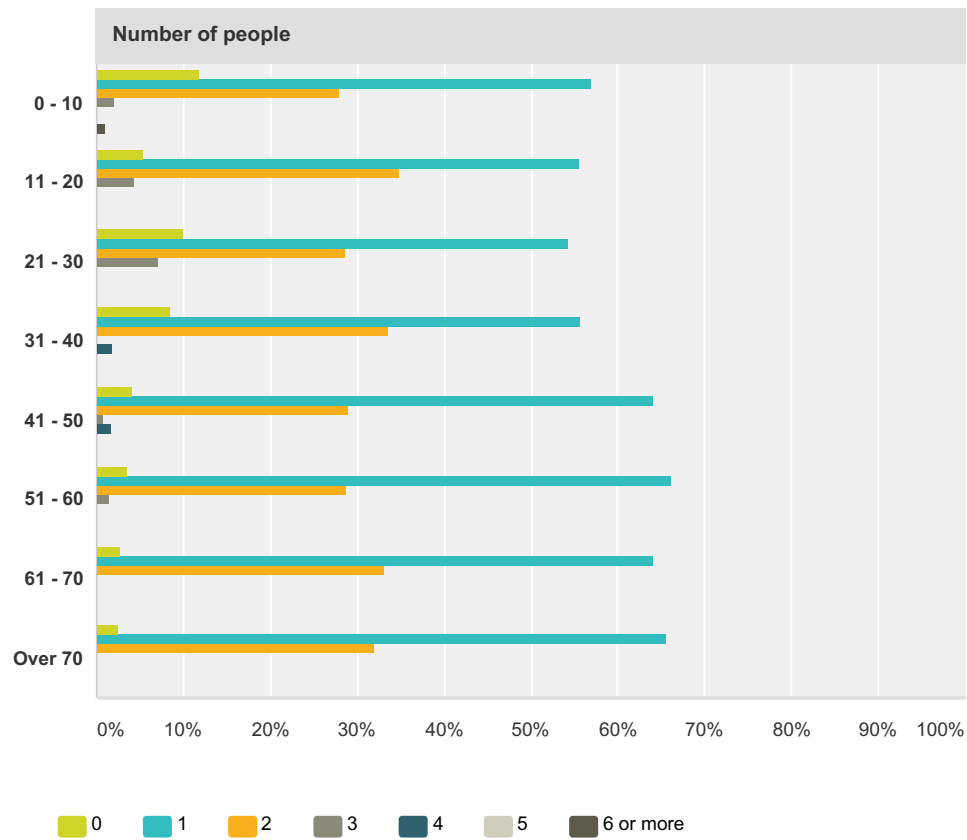
Answered: 484 Skipped: 148

Q11 How many people in this household are female? (PRINTED: 6)

Answered: 532 Skipped: 100

Q12 How many people in this household are aged: (PRINTED: 6)

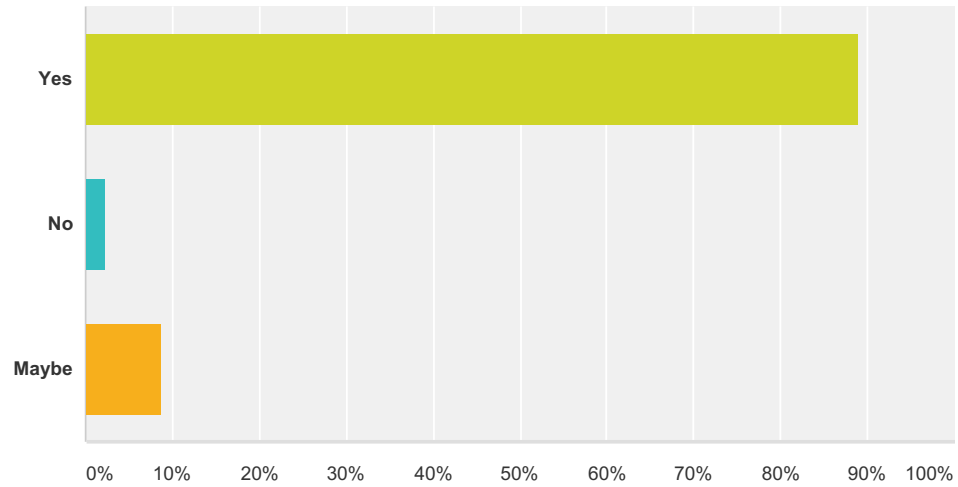
Answered: 569 Skipped: 63



Number of people								
	0	1	2	3	4	5	6 or more	Total
0 - 10	12.00% 12	57.00% 57	28.00% 28	2.00% 2	0.00% 0	0.00% 0	1.00% 1	100
11 - 20	5.43% 5	55.43% 51	34.78% 32	4.35% 4	0.00% 0	0.00% 0	0.00% 0	92
21 - 30	10.00% 7	54.29% 38	28.57% 20	7.14% 5	0.00% 0	0.00% 0	0.00% 0	70
31 - 40	8.65% 9	55.77% 58	33.65% 35	0.00% 0	1.92% 2	0.00% 0	0.00% 0	104
41 - 50	4.27% 5	64.10% 75	29.06% 34	0.85% 1	1.71% 2	0.00% 0	0.00% 0	117
51 - 60	3.52% 5	66.20% 94	28.87% 41	1.41% 2	0.00% 0	0.00% 0	0.00% 0	142
61 - 70	2.72% 5	64.13% 118	33.15% 61	0.00% 0	0.00% 0	0.00% 0	0.00% 0	184
Over 70	2.55% 4	65.61% 103	31.85% 50	0.00% 0	0.00% 0	0.00% 0	0.00% 0	157

Q13 Would you support development of affordable housing for local people within Totnes if there were a proven need? (PRINTED: 7)

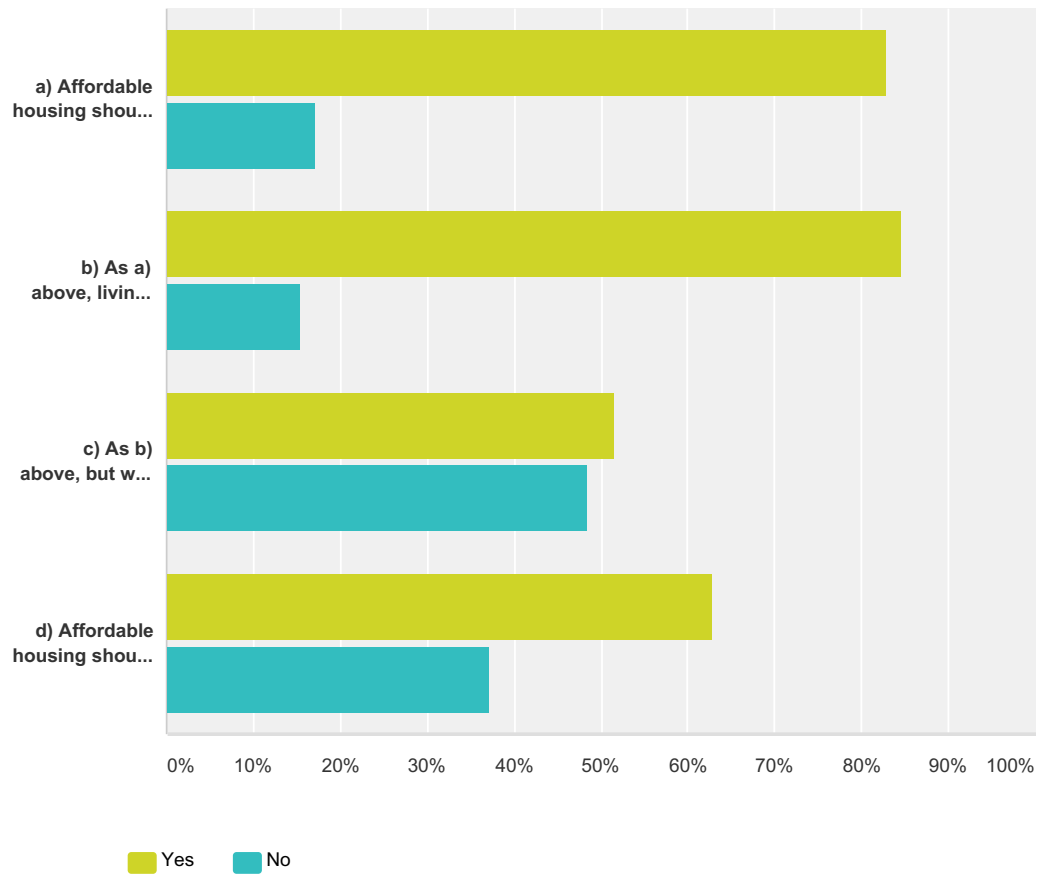
Answered: 575 Skipped: 57



Answer Choices	Responses
Yes	88.87% 511
No	2.26% 13
Maybe	8.87% 51
Total	575

Q14 Please indicate by ticking the appropriate box your view: (PRINTED: 8)

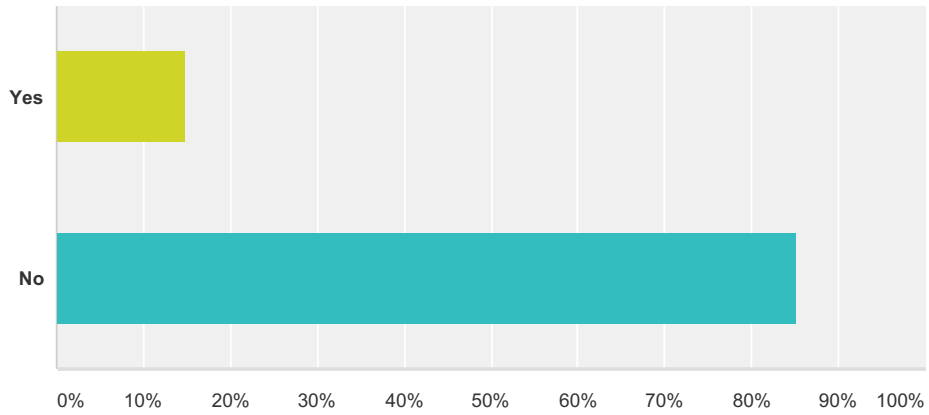
Answered: 568 Skipped: 64



	Yes	No	Total
a) Affordable housing should be available to anyone living in, or homeless (but formerly resident) in Totnes, who can't afford to rent or buy.	82.96% 409	17.04% 84	493
b) As a) above, living or working in Totnes for the past 3 years	84.58% 406	15.42% 74	480
c) As b) above, but who have previously lived in Totnes for 5 years, but may not live here now	51.64% 221	48.36% 207	428
d) Affordable housing should not be made available to anyone who has never lived in Totnes	62.86% 286	37.14% 169	455

Q15 Has anyone from your family moved away from Totnes in the last 5 years, due to difficulties in finding an affordable home, and would like to move back if affordable housing was available to them? (PRINTED: 9)

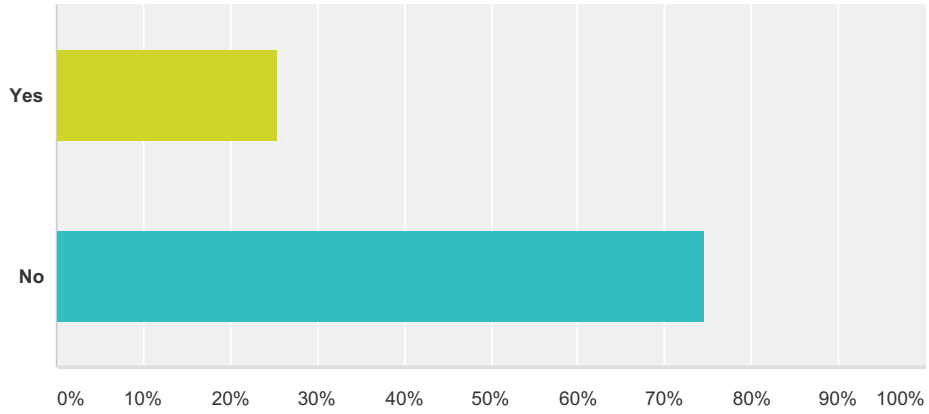
Answered: 563 Skipped: 69



Answer Choices	Responses
Yes	14.92% 84
No	85.08% 479
Total	563

Q16 Does everyone who lives in this house need to move together to another house either now, or in the next 5 years? (PRINTED: 10)

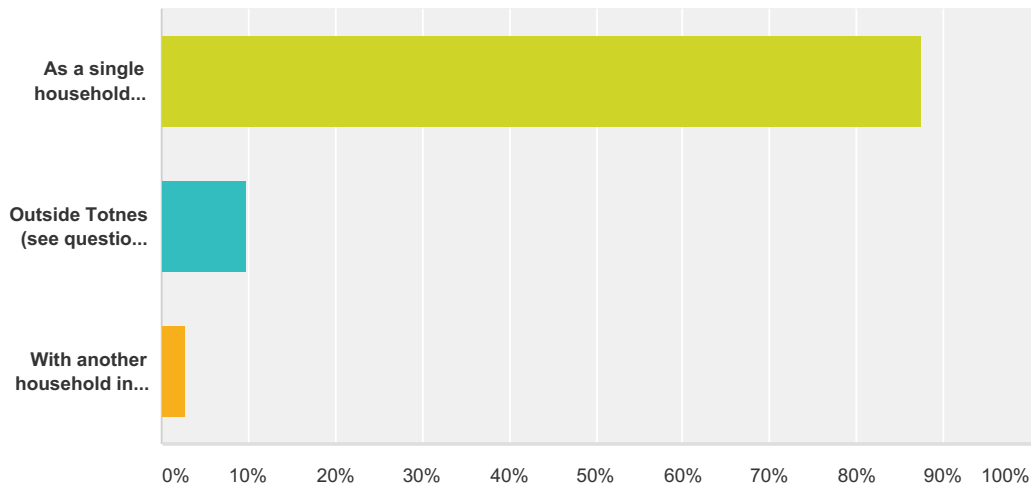
Answered: 552 Skipped: 80



Answer Choices	Responses
Yes	25.54% 141
No	74.46% 411
Total	552

Q17 Where does your household live? (PRINTED: 11)

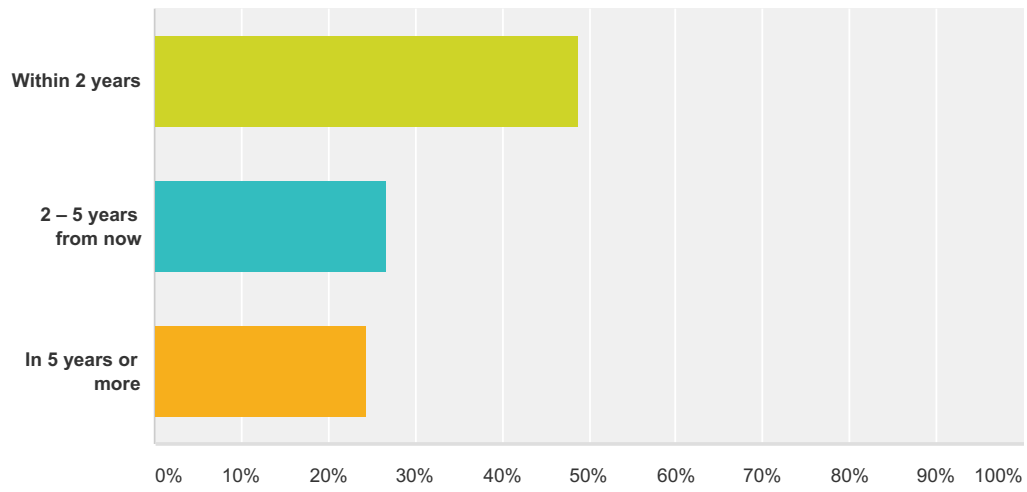
Answered: 216 Skipped: 416



Answer Choices	Responses
As a single household within Totnes	87.50% 189
Outside Totnes (see question 9)	9.72% 21
With another household in Totnes	2.78% 6
Total	216

Q18 When does the household need to move? (PRINTED: 12)

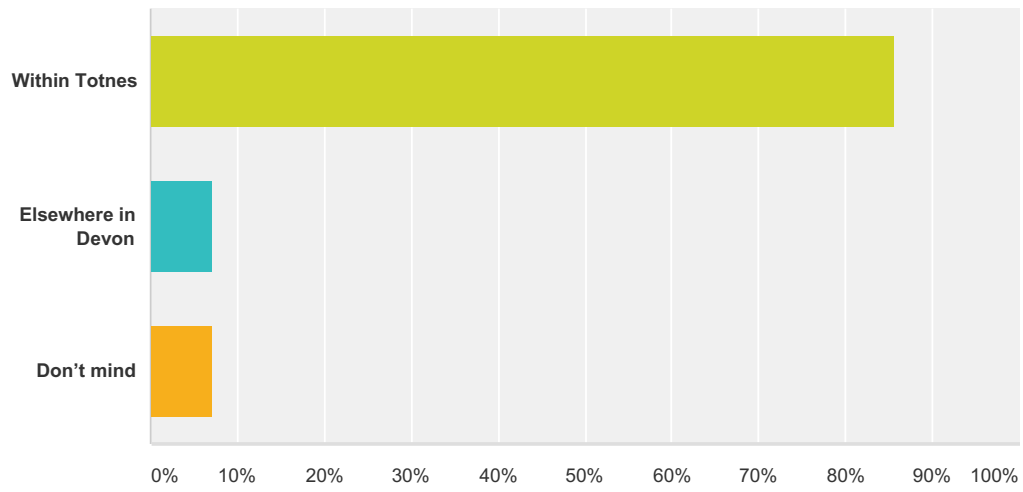
Answered: 180 Skipped: 452



Answer Choices	Responses
Within 2 years	48.89% 88
2 – 5 years from now	26.67% 48
In 5 years or more	24.44% 44
Total	180

Q19 Where are you looking to move to? (PRINTED: 13)

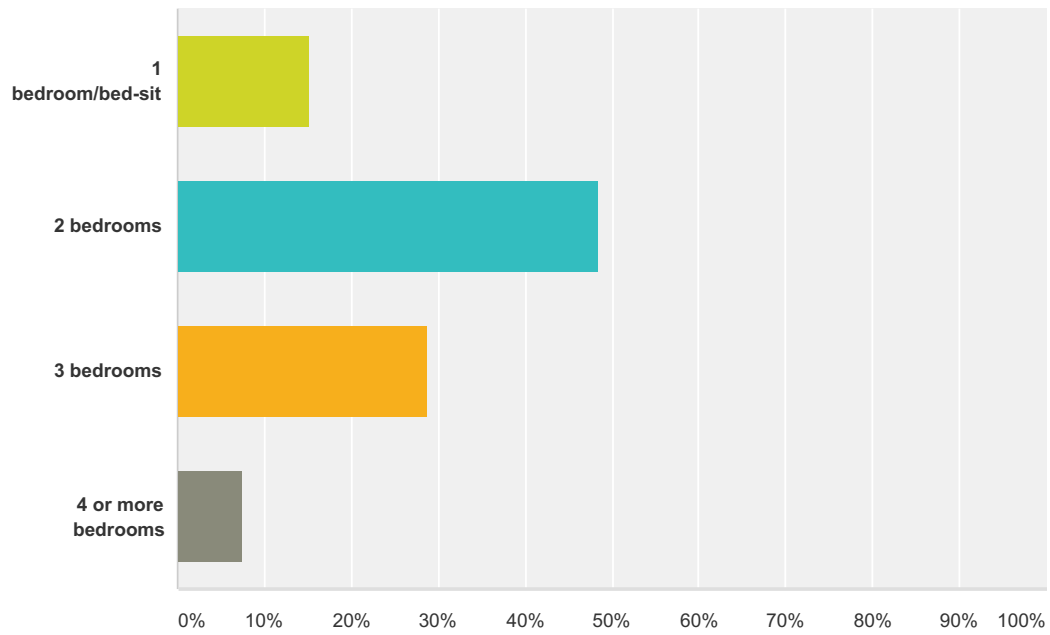
Answered: 181 Skipped: 451



Answer Choices	Responses
Within Totnes	85.64% 155
Elsewhere in Devon	7.18% 13
Don't mind	7.18% 13
Total	181

Q20 What is the minimum number of bedrooms you require? (PRINTED: 14)

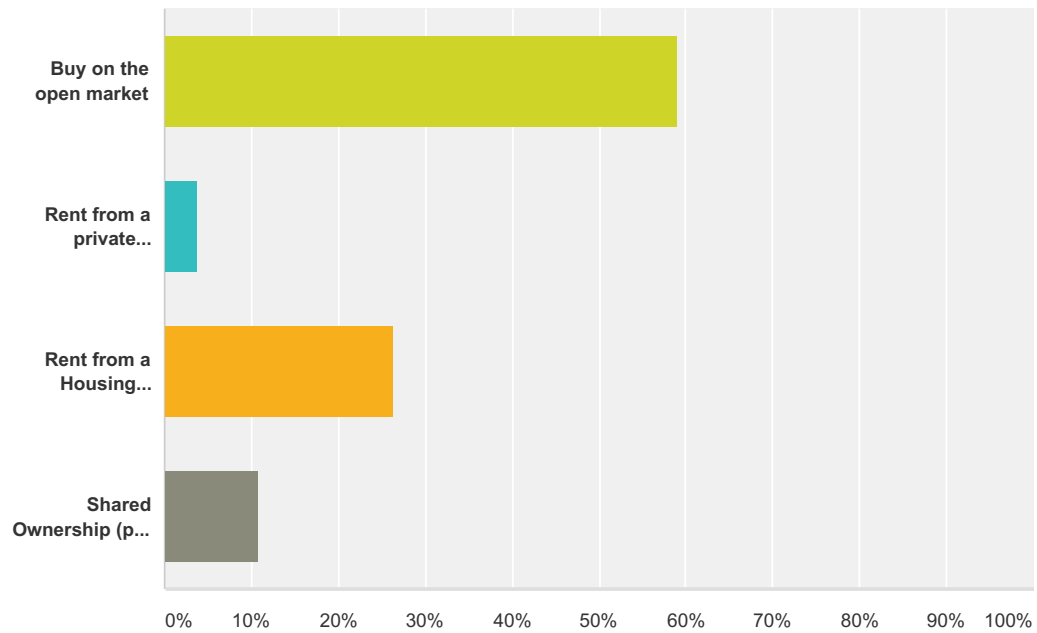
Answered: 184 Skipped: 448



Answer Choices	Responses	
1 bedroom/bed-sit	15.22%	28
2 bedrooms	48.37%	89
3 bedrooms	28.80%	53
4 or more bedrooms	7.61%	14
Total		184

Q21 Would you prefer to: (tick one box only) (PRINTED: 15)

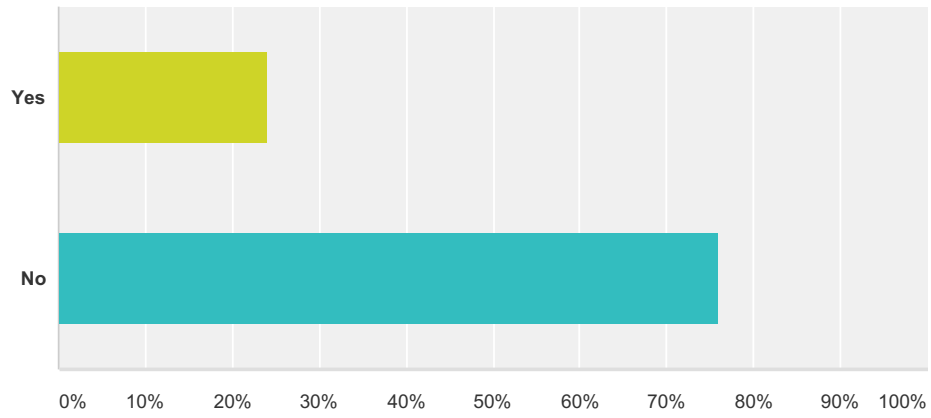
Answered: 183 Skipped: 449



Answer Choices	Responses
Buy on the open market	59.02% 108
Rent from a private landlord	3.83% 7
Rent from a Housing Association	26.23% 48
Shared Ownership (part rent-part buy)	10.93% 20
Total	183

Q22 Are you on the Devon Homechoice housing register? (PRINTED: 16)

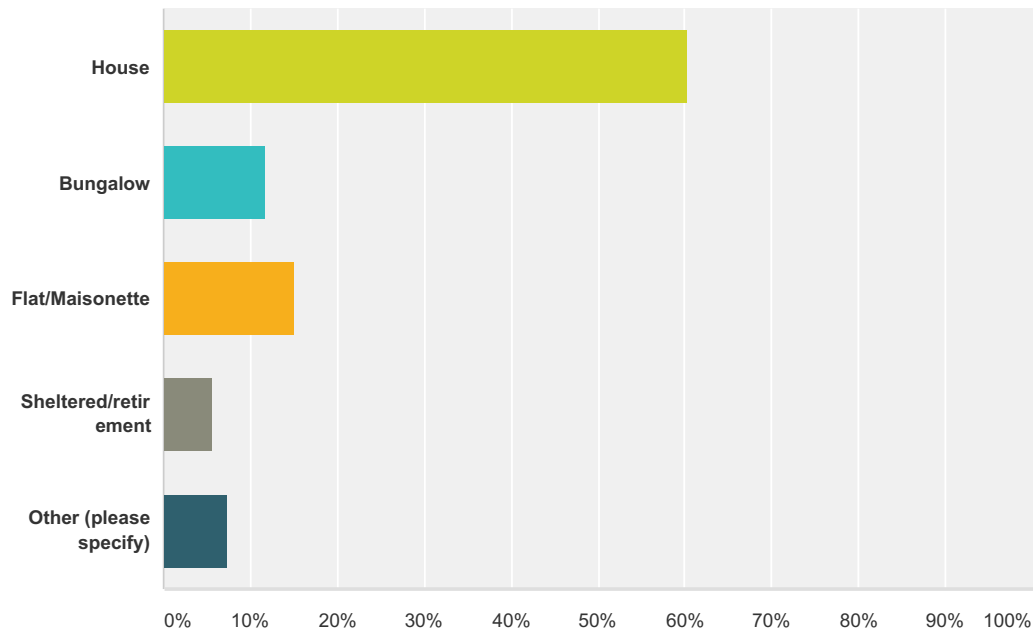
Answered: 187 Skipped: 445



Answer Choices	Responses	
Yes	24.06%	45
No	75.94%	142
Total		187

Q23 What type of accommodation do you require? (Tick one box only) (PRINTED: 17)

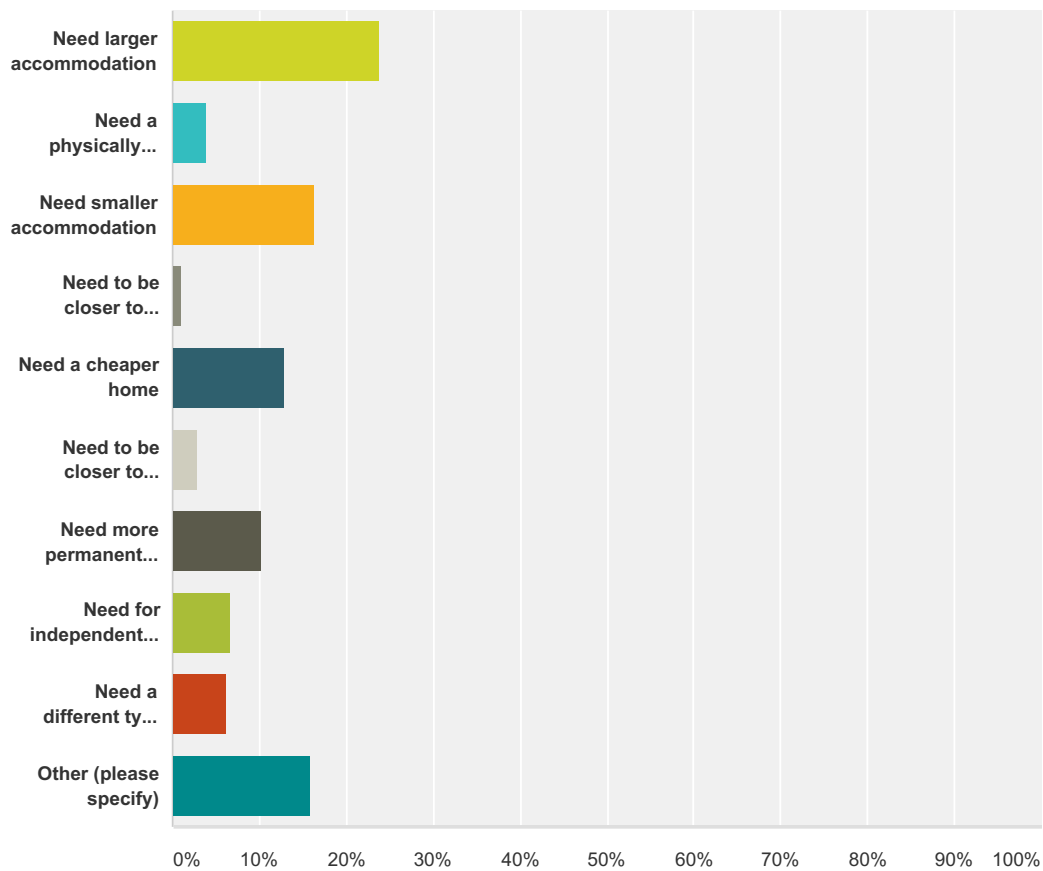
Answered: 179 Skipped: 453



Answer Choices	Responses	Count
House	60.34%	108
Bungalow	11.73%	21
Flat/Maisonette	15.08%	27
Sheltered/retirement	5.59%	10
Other (please specify)	7.26%	13
Total		179

Q24 What is your main reason for needing to move? (Tick one box only) (PRINTED: 18)

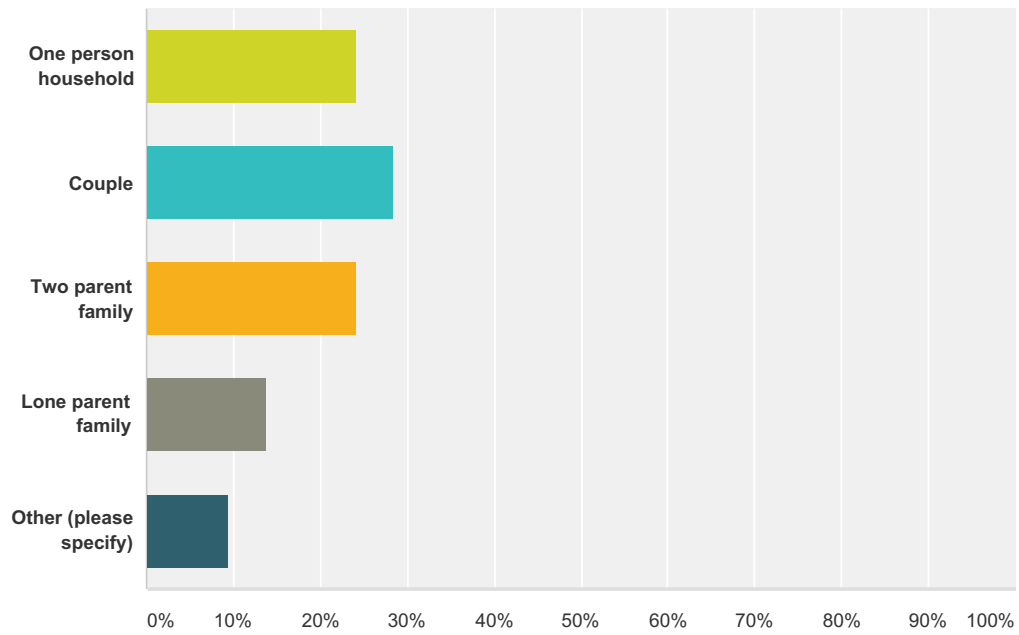
Answered: 177 Skipped: 455



Answer Choices	Responses
Need larger accommodation	23.73% 42
Need a physically adapted home	3.95% 7
Need smaller accommodation	16.38% 29
Need to be closer to employment	1.13% 2
Need a cheaper home	12.99% 23
Need to be closer to carer/dependent	2.82% 5
Need more permanent accommodation	10.17% 18
Need for independent accommodation	6.78% 12
Need a different type of property	6.21% 11
Other (please specify)	15.82% 28
Total	177

Q25 What type of household are you? (Tick one box only) (PRINTED: 19)

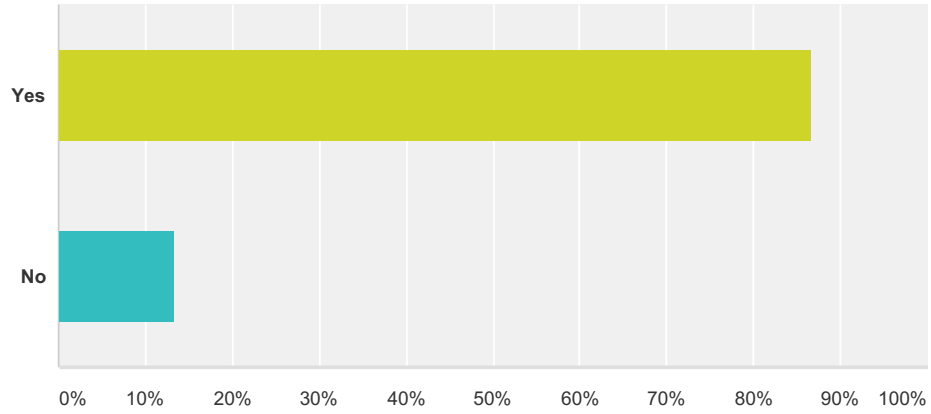
Answered: 190 Skipped: 442



Answer Choices	Responses	
One person household	24.21%	46
Couple	28.42%	54
Two parent family	24.21%	46
Lone parent family	13.68%	26
Other (please specify)	9.47%	18
Total		190

Q26 Have you or a member of your household been permanently resident in Totnes for the last 3 years? (PRINTED: 20)

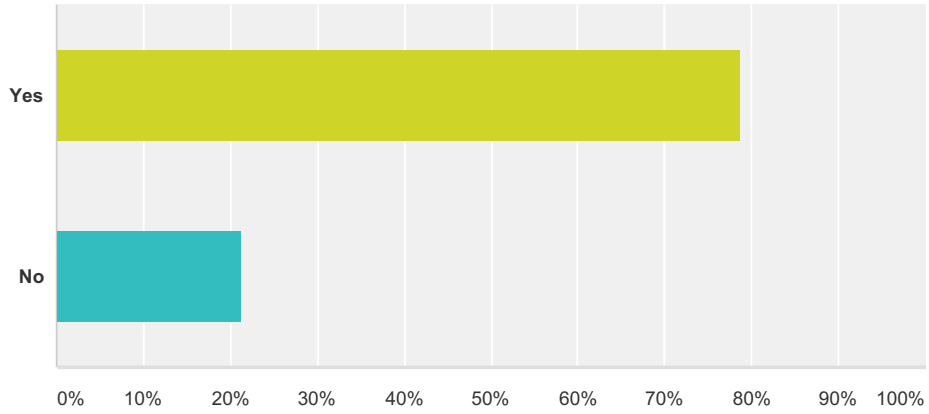
Answered: 201 Skipped: 431



Answer Choices	Responses
Yes	86.57% 174
No	13.43% 27
Total	201

Q27 Have you or a member of your household been permanently resident in Totnes for the last 5 years? (PRINTED: 21)

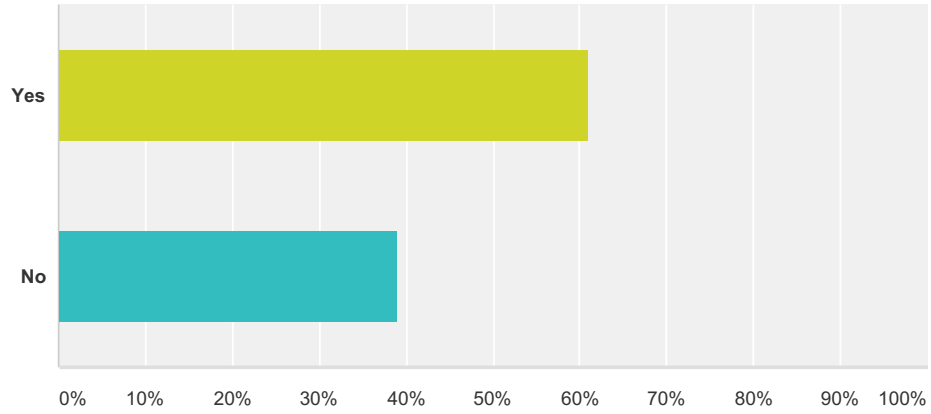
Answered: 197 Skipped: 435



Answer Choices	Responses	
Yes	78.68%	155
No	21.32%	42
Total		197

Q28 Have you or any member of your household worked permanently in Totnes for the last three years? (PRINTED: 22)

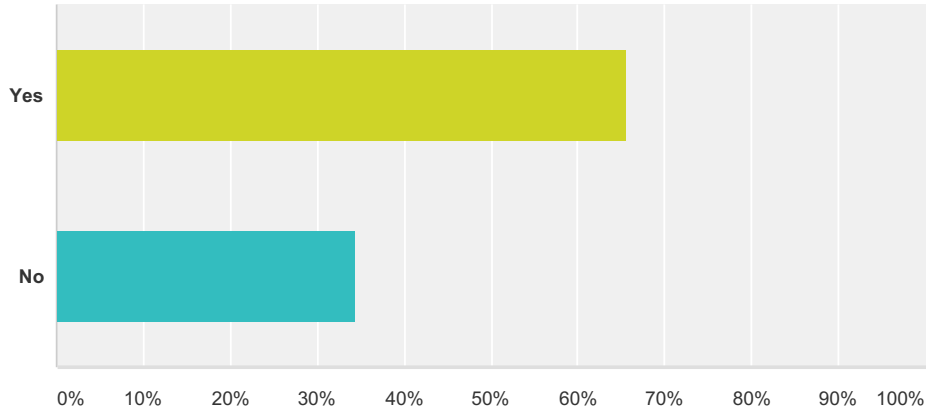
Answered: 195 Skipped: 437



Answer Choices	Responses
Yes	61.03% 119
No	38.97% 76
Total	195

Q29 Have you or any members of your household formerly lived in Totnes for a continuous period of at least 5 years? (PRINTED: 24)

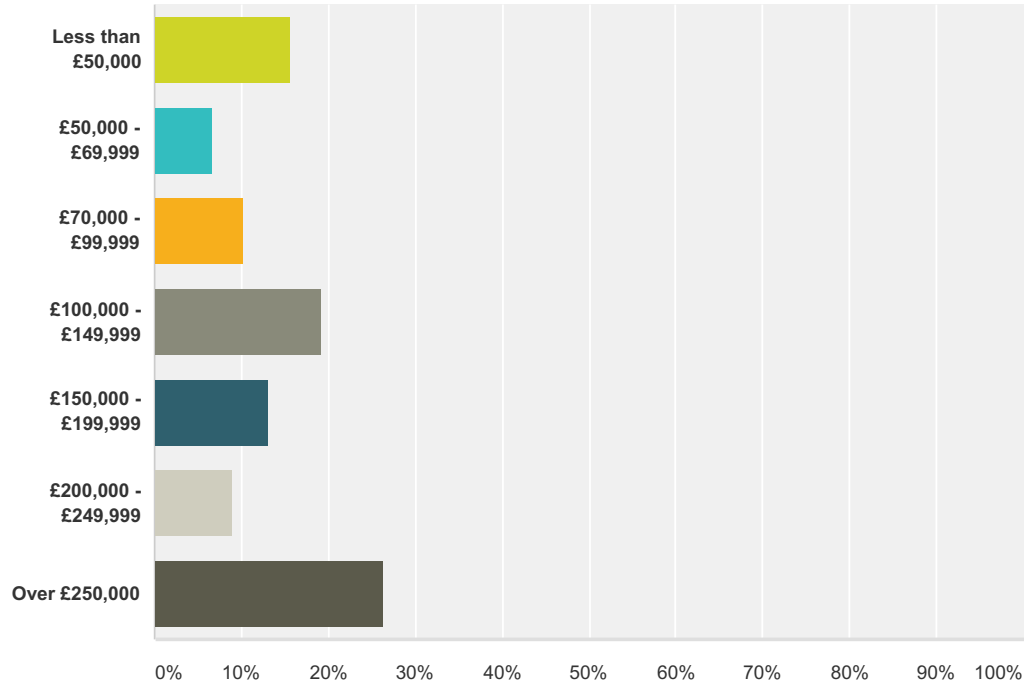
Answered: 189 Skipped: 443



Answer Choices	Responses
Yes	65.61% 124
No	34.39% 65
Total	189

**Q30 If you wish to buy a home, what total house price do you think you could afford?
(Tick one box) (PRINTED: 25)**

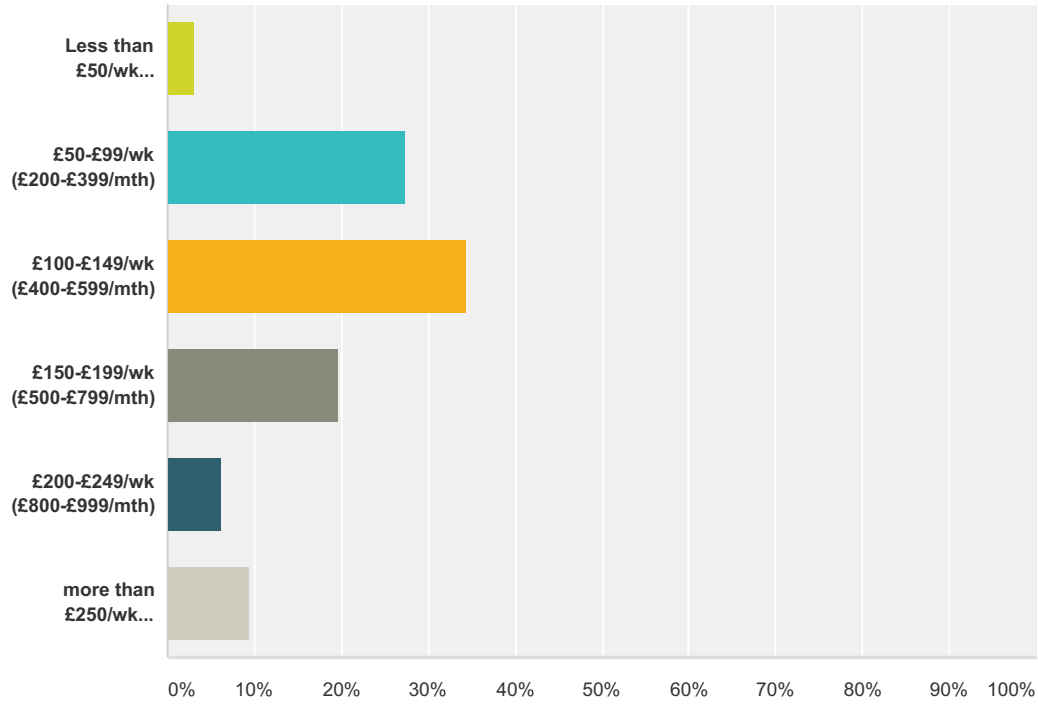
Answered: 167 Skipped: 465



Answer Choices	Responses	
Less than £50,000	15.57%	26
£50,000 - £69,999	6.59%	11
£70,000 - £99,999	10.18%	17
£100,000 - £149,999	19.16%	32
£150,000 - £199,999	13.17%	22
£200,000 - £249,999	8.98%	15
Over £250,000	26.35%	44
Total		167

Q31 If you wish to rent a home, what is the maximum rent you could afford? (PRINTED: 26)

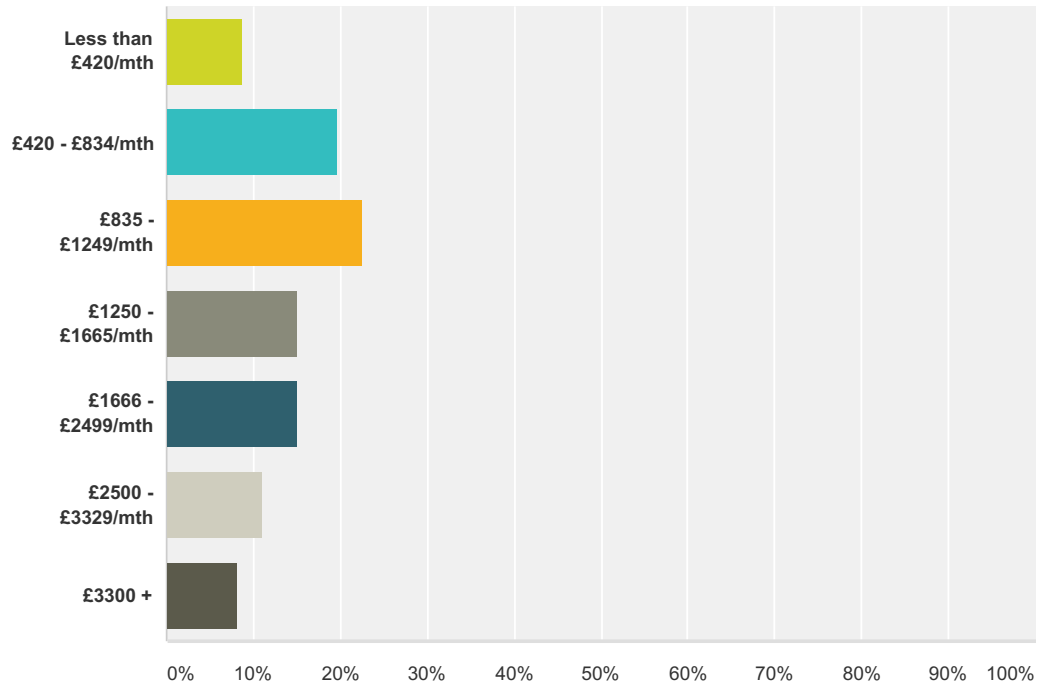
Answered: 128 Skipped: 504



Answer Choices	Responses
Less than £50/wk (£200/mth)	3.13% 4
£50-£99/wk (£200-£399/mth)	27.34% 35
£100-£149/wk (£400-£599/mth)	34.38% 44
£150-£199/wk (£500-£799/mth)	19.53% 25
£200-£249/wk (£800-£999/mth)	6.25% 8
more than £250/wk (£1000/mth)	9.38% 12
Total	128

Q32 What is the total monthly take home income (after deductions) of everybody who is responsible for the cost of housing (rent or mortgage)? (Tick one box only) (PRINTED: 27)

Answered: 173 Skipped: 459



Answer Choices	Responses
Less than £420/mth	8.67% 15
£420 - £834/mth	19.65% 34
£835 - £1249/mth	22.54% 39
£1250 - £1665/mth	15.03% 26
£1666 - £2499/mth	15.03% 26
£2500 - £3329/mth	10.98% 19
£3300 +	8.09% 14
Total	173

Q33 Address

Answered: 153 Skipped: 479

Answer Choices	Responses	
Name	96.08%	147
Company	0.00%	0
Address	91.50%	140
Address 2	0.00%	0
City/Town	79.74%	122
State/Province	48.37%	74
ZIP/Postal Code	88.89%	136
Country	41.83%	64
Email Address	68.63%	105
Phone Number	0.00%	0

Q34 Additional comments

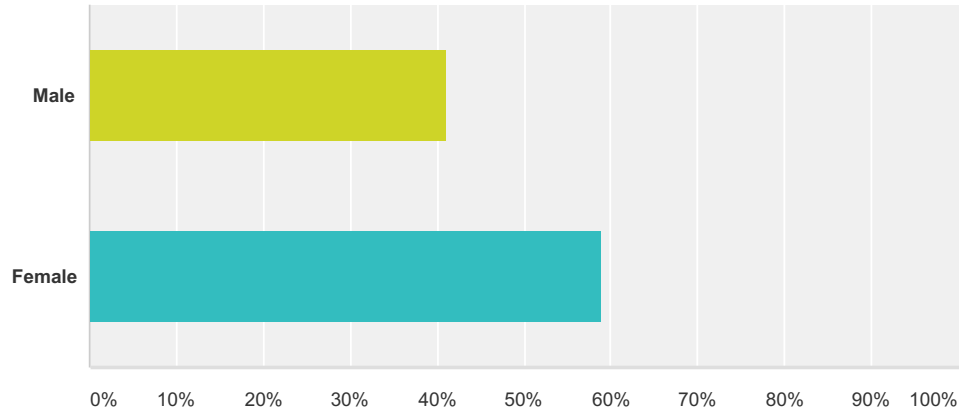
Answered: 393 Skipped: 239

Q35 Please give your age

Answered: 430 Skipped: 202

Q36 How do you describe your Gender

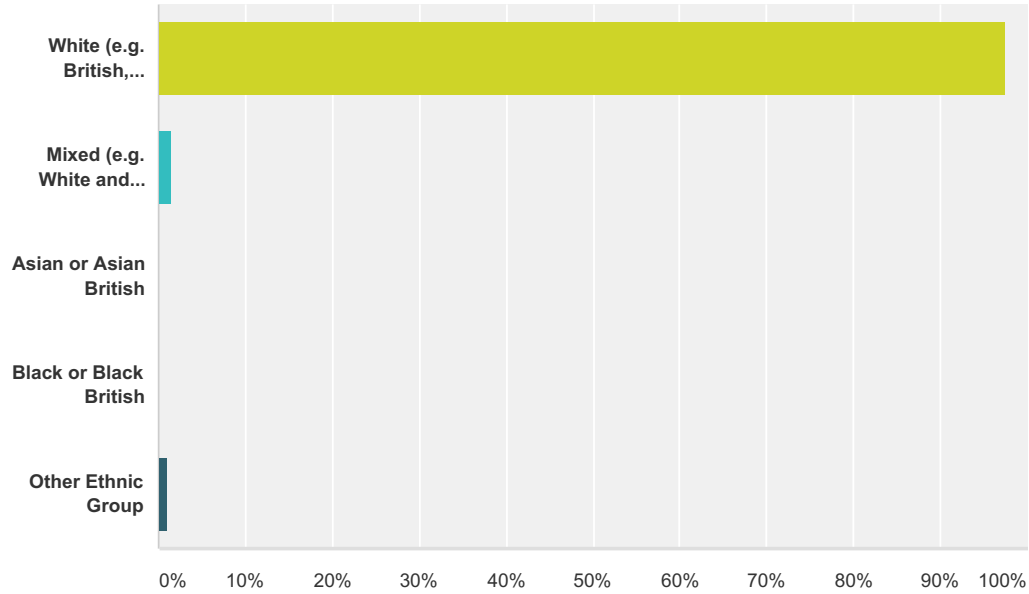
Answered: 441 Skipped: 191



Answer Choices	Responses
Male	41.04% 181
Female	58.96% 260
Total	441

Q37 How do you describe your ethnic origin? (Please read carefully before selecting the ethnic group that you feel most closely reflects your background).

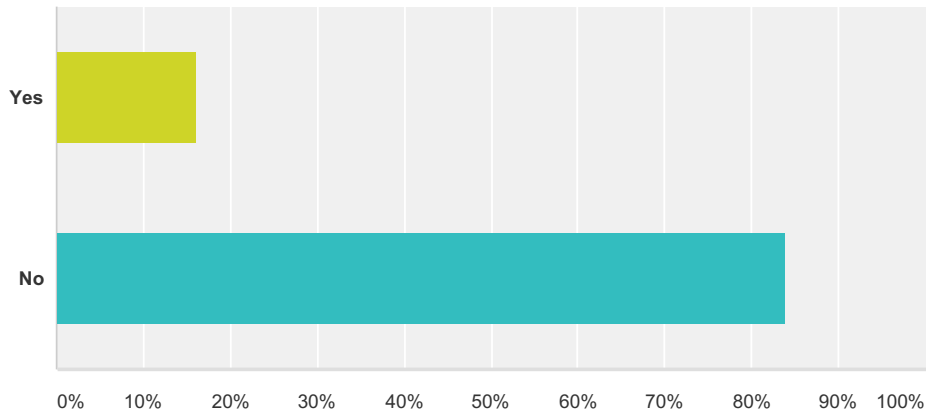
Answered: 436 Skipped: 196



Answer Choices	Responses
White (e.g. British, Scottish)	97.48% 425
Mixed (e.g. White and Asian)	1.38% 6
Asian or Asian British	0.00% 0
Black or Black British	0.00% 0
Other Ethnic Group	1.15% 5
Total	436

Q38 Do you consider yourself to have a disability?

Answered: 442 Skipped: 190



Answer Choices	Responses
Yes	16.06% 71
No	83.94% 371
Total	442